

# This is the way to find out your exact size:

International shoe size	Length of foot in cm	Geman shoe size
15	33	51
14 ½		50
14	32	49
13 ½		48
13	31	47
12 ½		46
12	30	45
11 ½		44
11	29	43
10 ½		42
10	28	41
9 ½		40
9	27	39
8 ½		38
8	26	37
7 ½		36
7	25	35
6 ½		34
6	24	33
5 ½		
5	23	
4 ½		
4	22	
3 ½		
3	21	
2 ½		
2		
1 ½		

Please take a few minutes to establish the correct size for your BÄR model:

### Method 1:

Measure the size of your foot. For this you should stand on a piece of paper in your stocking feet. Now draw around each foot with a pencil. Important: make sure that the pencil is held upright (at 90° to the paper) and does not lean over either to the inside or the outside, as this distorts the result. Now compare which foot is bigger, as this is decisive. Measure the length of the larger foot from the longest toe to the heel and compare this result with the centimetre lengths in the table on the left.

### Method 2:

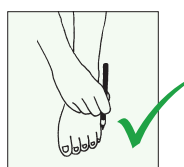
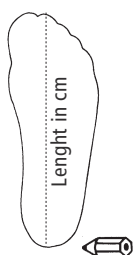
Find out the size of shoe which fits you particularly well. Then order the same international size of this shoe for your BÄR model.

### How to order:

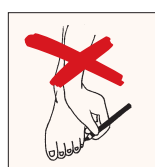
Please order using your international size. If you have a size between 2 sizes, which is not contained in the table, please choose the next higher international size.

### Our service for you:

BÄR Premium Comfort Footwear is also made in half sizes. That way you can choose your shoes to fit more precisely and individually.



Right



Wrong



Wrong